

TECHNOLOGY DATA SHEET & SPECIFICATIONS

MODEL: 5034R1C-BUA-D

Features

- High efficiency
- Low Power consumption
- General purpose leads
- Selected minimum intensities
- Available on tape and reel
- Pb free



Descriptions

- The series is specially designed for applications requiring higher brightness
- The LED lamps are available with different colors, intensities, epoxy colors, etc
- Superior performance in outdoor environment

Usage Notes:

- The ultra bright LED is an electrostatic insensitive device, so static electricity and surge will damage the LED. It is required to wear a wrist-band when handling the LED. All device, equipment, machinery, desk and ground must be properly grounded
- When using LED, it must use a protective resistor in series with DC current about 20mA

Applications

- Status indicators
- Commercial use
- Advertising Signs
- Back lighting

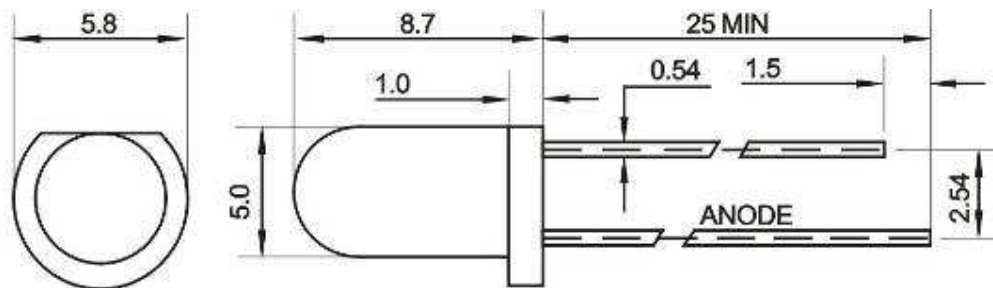
TECHNOLOGY DATA SHEET & SPECIFICATIONS

MODEL: 5034R1C-BUA-D

Device Selection Guide

LED Part No.	Chip		Lens Color
	Material	Emitted Color	
5034R1C-BUA-D	AlGaInP	Red	Water clear

Package Dimensions



Notes:

- Other dimensions are in millimeters, tolerance is 0.25mm except being specified.
- Protruded resin under flange is 1.5mm Max LED.
- Bare copper alloy is exposed at tie-bar portion after cutting.

Electro-Optical Characteristics ($T_a=25^\circ\text{C}$)

TECHNOLOGY DATA SHEET & SPECIFICATIONS

MODEL: 5034R1C-BUA-D

Parameter	Symbol	Min.	Typ.	Max.	Unit	Test Condition
Luminous Intensity	I_v	15000	---	20000	mcd	IF=20mA(Note1)
Viewing Angle	$2\theta_{1/2}$	10	---	20	Deg	(Note 2)
Peak Emission Wavelength	λ_p	620	---	635	nm	IF=20mA
Spectral Line Half-Width	$\Delta\lambda$	15	20	25	nm	IF=20mA
Forward Voltage	V_F	1.9	---	2.3	V	IF=20mA
Reverse Current	I_R	---	---	10	μA	VR=5V

Note:

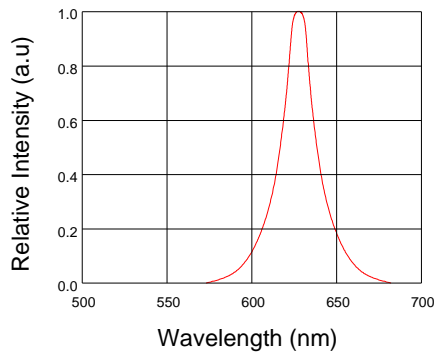
1. Luminous intensity is measured with a light sensor and filter combination that approximates the CIE eye-response curve.
2. $\theta_{1/2}$ is the off-axis angle at which the luminous intensity is half the axial luminous intensity.

TECHNOLOGY DATA SHEET & SPECIFICATIONS

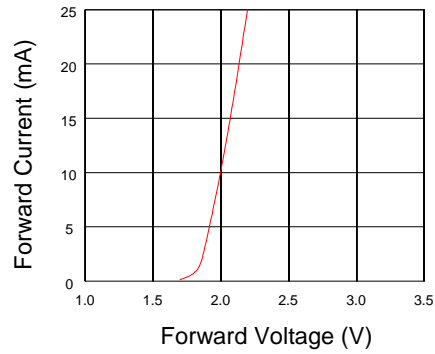
MODEL: 5034R1C-BUA-D

Typical Electro-Optical Characteristics Curves

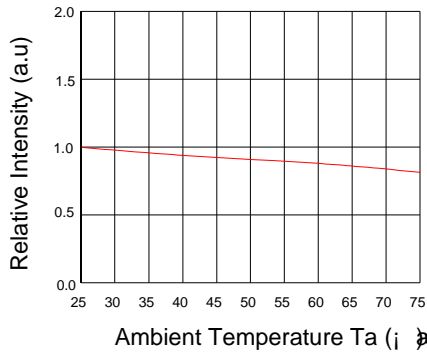
Relative Intensity VS. Wavelength



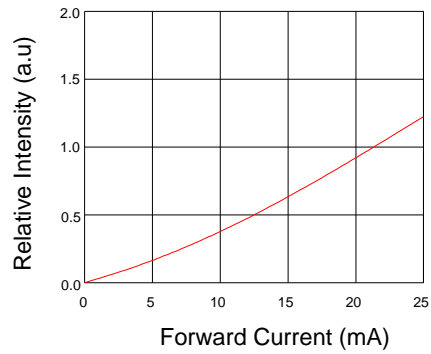
Forward Current VS. Forward Voltage



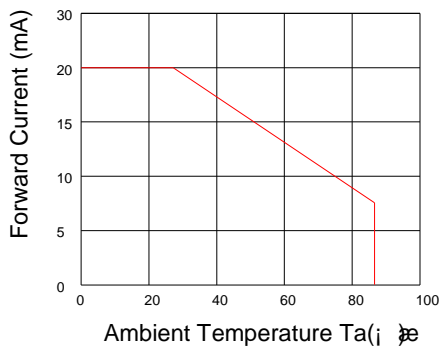
Relative Intensity VS. Ambient Temp



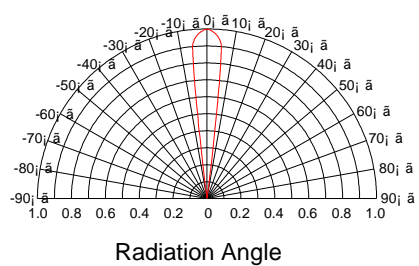
Forward Current VS. Relative Intensity



Forward Current VS. Ambient Temp.



Radiation Characteristics



TECHNOLOGY DATA SHEET & SPECIFICATIONS

MODEL: 5034R1C-BUA-D

Notes

1. Above specification may be changed without notice. Hyled will reserve authority on material change for above specification.
2. When using this product, please observe the absolute maximum ratings and the instructions for using outlined in these specification sheets. Hyled assumes no responsibility for any damage resulting from use of the product which does not comply with the absolute maximum ratings and the instructions included in these specification sheets.
3. These specification sheets include materials protected under copyright of Hyled corporation. Please don't reproduce or cause anyone to reproduce them without Hyled's consent.